

Scaled data based on original data using
LM-79-08 Approved Method: Electrical and Photometric Measurements of Solid-
State Lighting Products

Test Report Prepared for
Cooper Lighting Solutions
(formerly Eaton)

Brand: McGRAW-EDISON

Report Number: P200099

Luminaire Tested: **GWC-AF-01-LED-E1-RW-600**

Issue Date: 3/3/2020

Test Information

Test Method: LM-79-08
Report Number: P200099
TEST IS SCALED FROM IESNA LM-79-08 TEST DATA (P24166)
Test Lab: INNOVATION CENTER P2
Issue Date: 3/3/2020
Manufacturer: COOPER LIGHTING SOLUTIONS (FORMERLY EATON)
Product Line: MCGRAW-EDISON
Catalog Number: GWC-AF-01-LED-E1-RW-600
Description: GALLEON WALL LUMINAIRE
(1) 70 CRI, 4000K, 615mA LIGHTSQUARE WITH 16 LEDS EACH AND RECTANGULAR WIDE OPTICS
Light Source: -
Ballast/Driver: ELECTRONIC DRIVER

Summary

Lumens per Lamp: N/A
Luminaire Lumens: 4379.2 lumens
Efficiency: N/A
Efficacy: 128.8 lumens/watt
Luminous Opening: Rectangular (W 0.5' x L: 0.5' x H: 0')
IES Classification: Type II - Medium - Full Cutoff
BUG Rating: B2 - U0 - G2

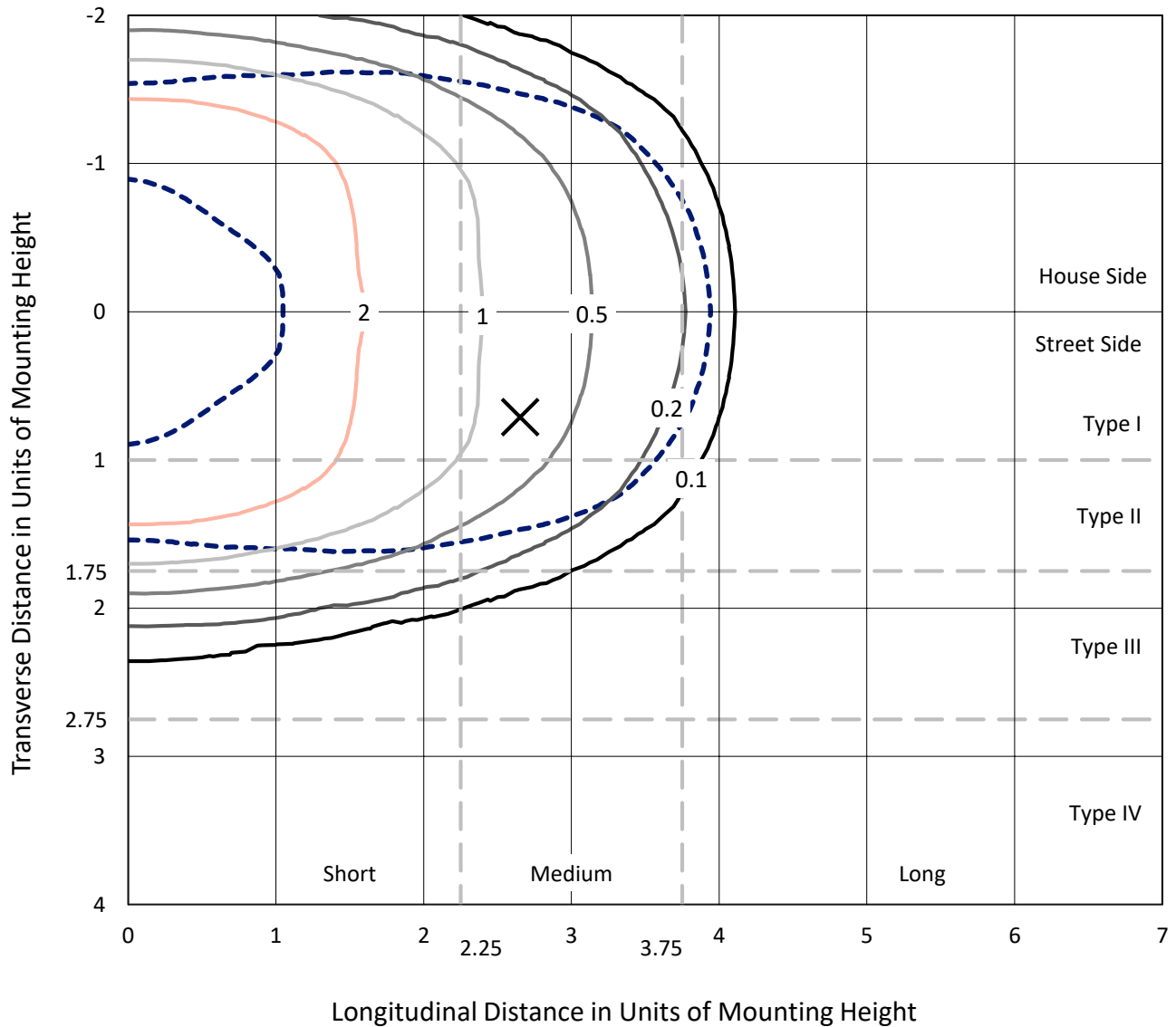
Input Watts (W): 34
Input Voltage (V): NR
Input Current (Ain): NR
Voltage Rise (V): NR
Power Factor: NR
Total Harmonic Distortion (THDi): NR
Frequency (hertz): 60
Stabilization Time: NR
Operation Time: NR
Ambient Temperature (°C): NR
Test Distance: 25 FT



REPORT NUMBER: P200099
 CATALOG NUMBER: GWC-AF-01-LED-E1-RW-600

Iso-Footcandle Lines of Horizontal Illumination

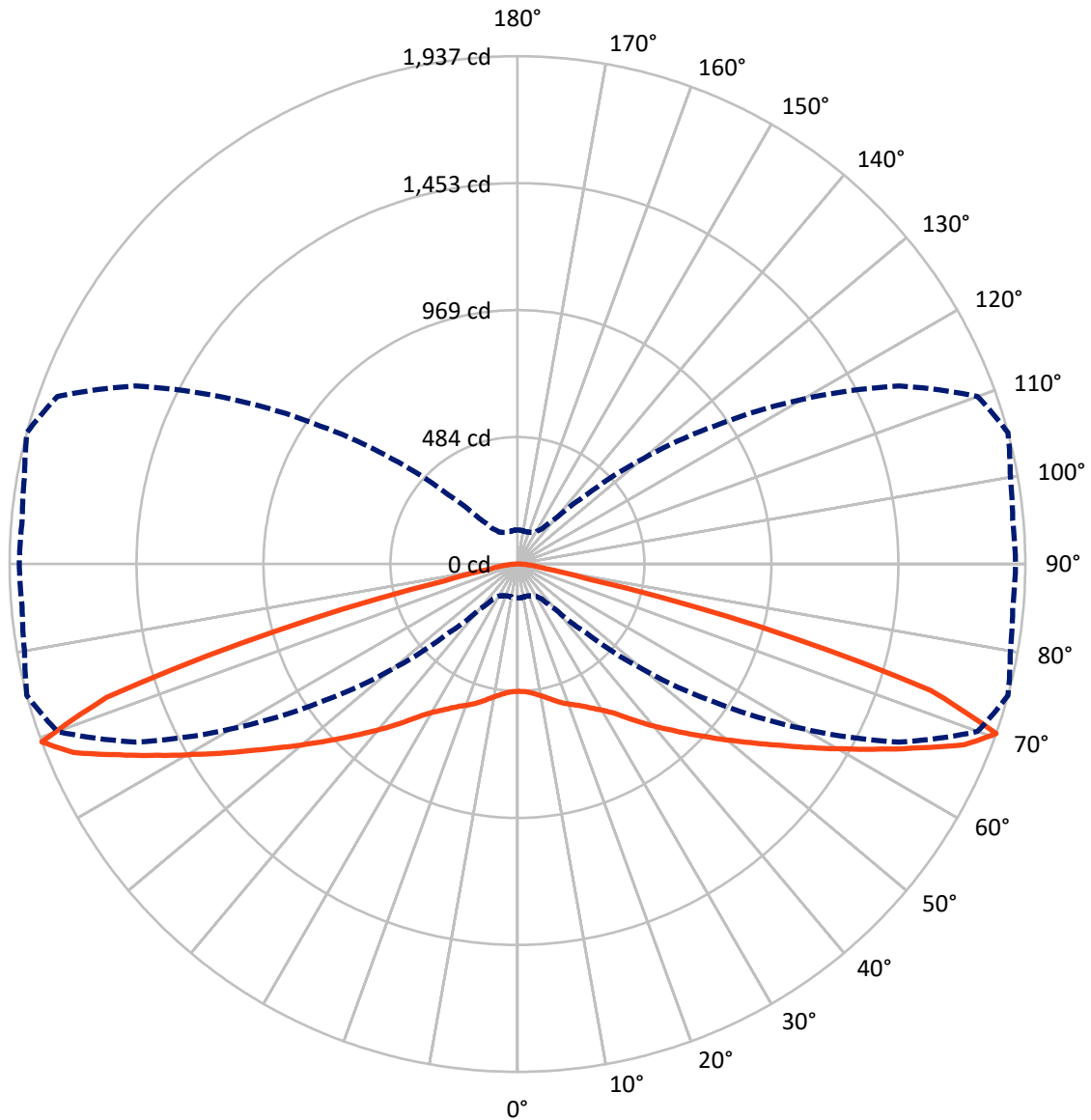
× Max cd
 - - - 1/2 Max cd



Based on 10 foot mounting height. Maximum calculated value = 4.9 fc
 Type II - Medium - Full Cutoff

REPORT NUMBER: P200099
CATALOG NUMBER: GWC-AF-01-LED-E1-RW-600

Luminous Intensity Polar Plot



— Vertical Plane Through 75-Deg Lateral - - - Horizontal Cone Through 70-Deg Vertical

REPORT NUMBER: P200099

CATALOG NUMBER: GWC-AF-01-LED-E1-RW-600

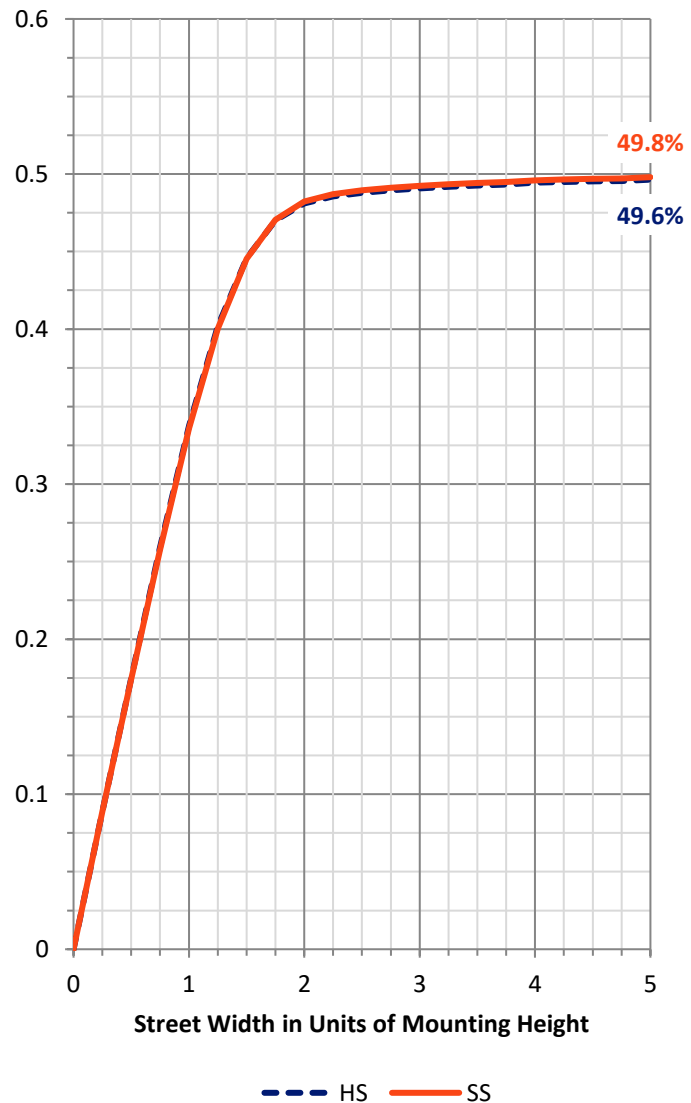
FLUX DISTRIBUTION:

		Downward	Upward	Total
House Side	Lumens	2189.6	0.0	2189.6
	% Fixture	50.0	0.0	50.0
Street Side	Lumens	2189.6	0.0	2189.6
	% Fixture	50.0	0.0	50.0
Total	Lumens	4379.2	0.0	4379.2
	% Fixture	100.0	0.0	100.0

Coefficient of Utilization

ZONAL LUMENS:

Zone	Lumens	% Fixture
0°-10°	46.6	1.1
10°-20°	144.8	3.3
20°-30°	272.5	6.2
30°-40°	482.5	11.0
40°-50°	806.8	18.4
50°-60°	1124.3	25.7
60°-70°	1042.6	23.8
70°-80°	415.5	9.5
80°-90°	43.7	1.0
90°-100°	0.0	0.0
100°-110°	0.0	0.0
110°-120°	0.0	0.0
120°-130°	0.0	0.0
130°-140°	0.0	0.0
140°-150°	0.0	0.0
150°-160°	0.0	0.0
160°-170°	0.0	0.0
170°-180°	0.0	0.0
0°-90°	4379.2	100.0
0°-180°	4379.2	100.0



REPORT NUMBER: P200099

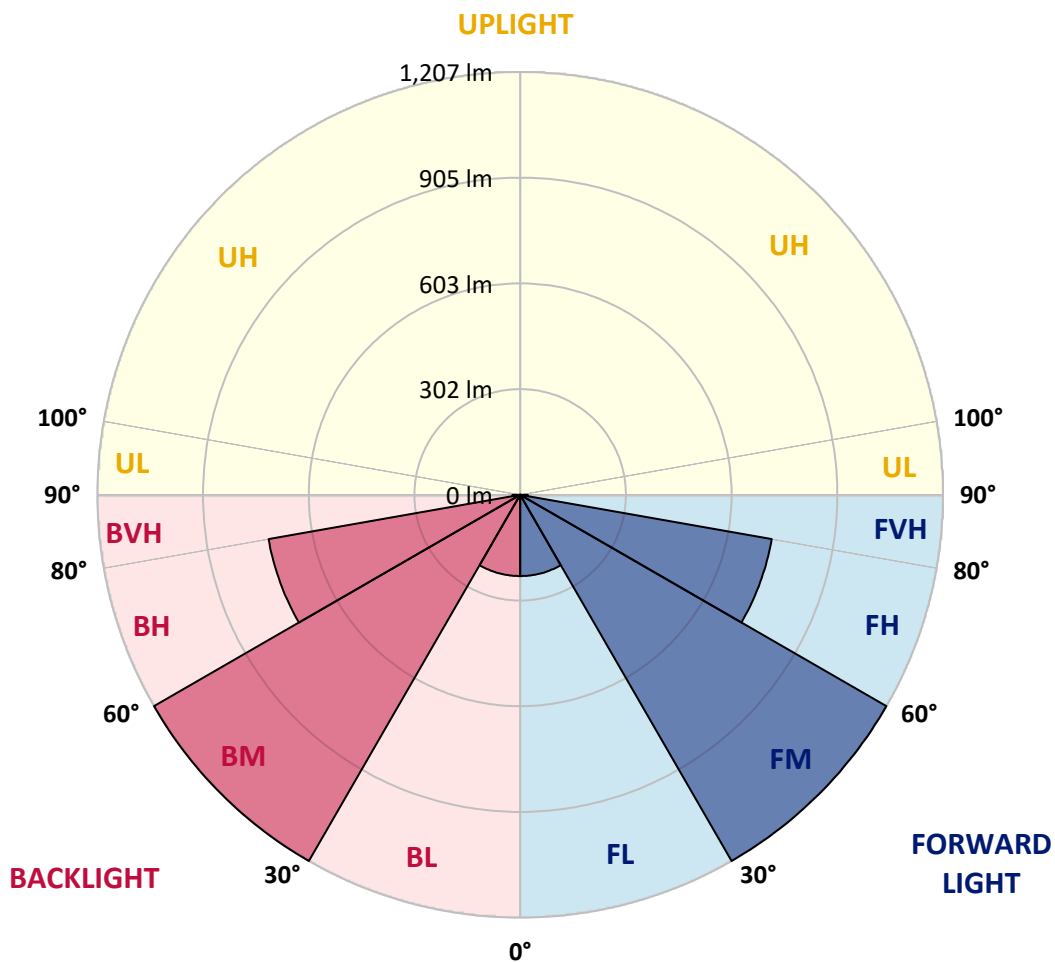
CATALOG NUMBER: GWC-AF-01-LED-E1-RW-600

LUMINAIRE CLASSIFICATION SYSTEM LUMEN TABLE AND BUG RATING:

Zone		Lumens	% Fixture	Zone Rating/Lumen Limit		
				B	U	G
FL	(0°-30°)	231.9	5.3			
FM	(30°-60°)	1206.8	27.6			
FH	(60°-80°)	729.1	16.6			G1/1800
FVH	(80°-90°)	21.8	0.5			G1/100
BL	(0°-30°)	231.9	5.3	B1/500		
BM	(30°-60°)	1206.8	27.6	B2/2500		
BH	(60°-80°)	729.1	16.6	B2/1000		G2/1000
BVH	(80°-90°)	21.8	0.5			G1/100
UL	(90°-100°)	0.0	0.0		U0/0	
UH	(100°-180°)	0.0	0.0		U0/0	

BUG Rating: B2-U0-G2

Type II Medium





REPORT NUMBER: P200099

CATALOG NUMBER: GWC-AF-01-LED-E1-RW-600

CANDELA DISTRIBUTION (FULL):

	0°	5°	10°	15°	20°	25°	30°	35°	40°	45°	50°
0°	485.8	485.8	485.8	485.8	485.8	485.8	485.8	485.8	485.8	485.8	485.8
2.5°	485.0	484.5	485.0	484.8	485.2	485.2	485.6	486.4	486.4	487.0	486.8
5°	480.2	480.0	480.6	481.2	481.8	483.0	484.3	486.2	487.6	488.7	489.7
7.5°	470.9	470.9	471.7	473.1	474.5	477.3	480.2	483.9	487.6	490.7	493.4
10°	463.2	463.6	464.6	467.2	469.6	473.7	477.7	483.0	488.3	493.4	497.6
12.5°	458.7	459.3	461.1	464.8	469.0	474.5	480.6	487.4	493.2	499.4	503.6
15°	460.1	460.5	463.2	467.8	473.1	480.2	488.3	496.3	503.2	509.7	515.4
17.5°	468.2	468.8	471.9	477.1	482.6	490.9	499.6	508.7	517.2	524.7	531.5
20°	482.6	483.2	487.2	492.8	499.4	507.9	516.6	526.1	535.6	543.5	551.2
22.5°	503.2	504.2	507.9	513.5	521.0	530.1	540.4	550.6	559.7	566.9	573.8
25°	530.1	532.3	535.8	542.1	549.9	558.2	569.4	579.7	588.4	595.3	600.2
27.5°	568.1	571.2	574.0	579.9	587.6	595.5	606.6	615.7	624.0	630.6	634.3
30°	618.7	621.7	624.4	630.2	637.3	644.8	655.3	663.4	668.5	673.7	673.5
32.5°	679.9	683.2	684.3	690.5	697.7	705.7	715.2	719.9	723.9	724.6	720.9
35°	748.4	750.0	754.2	762.5	770.8	777.3	786.4	788.8	788.8	785.6	777.3
37.5°	823.6	824.6	830.3	839.6	848.1	855.0	861.2	865.7	863.5	856.8	843.0
40°	905.9	907.8	916.1	924.3	933.9	940.3	946.8	947.8	945.4	935.7	916.9
42.5°	984.6	986.2	994.5	1007.5	1020.0	1028.9	1035.0	1036.4	1029.1	1020.2	996.8
45°	1052.2	1056.6	1067.3	1082.7	1100.7	1113.3	1121.8	1125.3	1118.9	1107.3	1080.1
47.5°	1105.8	1110.2	1125.6	1143.8	1166.1	1186.5	1200.6	1208.1	1206.5	1197.8	1168.1
50°	1145.2	1149.3	1165.9	1188.3	1214.3	1239.7	1263.8	1281.6	1287.8	1283.8	1256.7
52.5°	1149.7	1156.5	1176.0	1206.1	1239.9	1274.7	1308.9	1339.1	1359.6	1362.7	1342.6
55°	1086.2	1093.0	1119.9	1164.4	1215.0	1271.6	1326.3	1377.2	1417.5	1438.3	1427.7
57.5°	936.3	948.6	976.9	1029.1	1103.4	1188.3	1275.3	1365.8	1448.0	1502.8	1513.4
60°	717.6	732.0	760.7	816.1	898.9	1000.0	1116.4	1250.1	1395.2	1518.6	1592.2
62.5°	460.3	473.9	504.0	552.2	619.7	729.4	854.2	1012.9	1207.9	1402.7	1578.1
65°	236.6	244.0	259.7	288.9	341.5	423.5	535.4	693.8	916.7	1157.0	1410.8
67.5°	149.9	151.3	154.8	159.0	172.4	200.8	252.9	351.7	535.0	785.6	1082.7
70°	129.6	129.6	127.9	127.3	129.0	132.9	141.0	163.9	225.8	373.0	624.4
72.5°	118.6	117.3	114.5	112.2	111.8	111.8	113.4	116.9	126.8	151.9	244.4
75°	109.3	105.8	101.8	99.1	98.1	97.1	96.9	97.5	99.5	103.5	116.7
77.5°	97.9	93.3	88.8	86.1	84.9	83.4	82.1	80.7	79.7	80.9	86.7
80°	84.2	79.1	75.5	73.9	72.6	70.6	67.9	65.4	63.1	62.7	66.2
82.5°	67.9	61.9	62.1	62.7	60.5	57.5	54.6	52.0	48.0	45.9	48.0
85°	54.8	51.8	50.3	54.2	50.9	46.5	42.0	37.2	31.0	26.1	28.3
87.5°	21.3	21.3	31.9	49.1	44.1	36.0	30.8	26.3	16.4	12.6	12.8
90°	0.0	0.0	0.0	0.0	0.0	0.0	0.0	0.0	0.0	0.0	0.0



REPORT NUMBER: P200099

CATALOG NUMBER: GWC-AF-01-LED-E1-RW-600

CANDELA DISTRIBUTION (continued):

	55°	60°	65°	70°	75°	80°	85°	90°
0°	485.8	485.8	485.8	485.8	485.8	485.8	485.8	485.8
2.5°	486.6	487.0	486.8	486.6	486.6	486.4	486.6	486.6
5°	490.3	491.3	491.3	491.7	491.7	491.9	492.1	491.9
7.5°	495.9	497.8	499.0	500.4	500.6	500.8	501.2	500.8
10°	501.5	505.2	507.9	510.6	511.9	512.3	512.7	512.7
12.5°	508.5	513.7	518.4	523.2	525.5	526.7	526.7	527.5
15°	520.1	525.3	530.9	537.3	541.2	543.3	543.9	543.9
17.5°	536.4	541.0	545.7	552.0	557.0	559.7	560.3	560.1
20°	555.5	559.9	562.5	566.5	570.8	574.0	574.8	574.8
22.5°	577.3	579.7	580.1	581.3	584.9	589.0	590.9	591.3
25°	601.3	601.9	600.2	600.2	602.5	606.4	608.2	608.5
27.5°	632.3	629.2	625.0	623.6	625.0	629.6	631.9	632.7
30°	671.0	663.6	654.1	648.9	648.0	654.1	658.2	658.8
32.5°	715.2	704.5	691.9	681.4	678.6	682.4	687.3	687.1
35°	767.8	755.0	739.7	726.3	720.1	723.7	730.8	731.6
37.5°	828.5	811.7	794.1	777.1	767.4	768.4	775.9	778.5
40°	896.2	874.4	852.3	829.5	815.7	812.9	822.0	823.6
42.5°	968.6	940.7	912.8	884.5	866.7	862.7	873.2	872.6
45°	1045.9	1010.3	977.5	946.4	925.4	919.1	927.8	927.8
47.5°	1128.8	1084.9	1046.1	1010.9	987.9	979.0	987.2	987.9
50°	1216.8	1170.3	1124.4	1085.4	1057.8	1046.5	1057.2	1058.9
52.5°	1304.4	1259.0	1212.8	1168.1	1134.9	1120.9	1133.3	1138.7
55°	1393.2	1348.7	1304.6	1260.9	1221.3	1205.0	1218.2	1225.1
57.5°	1486.9	1445.7	1403.7	1359.6	1321.6	1296.1	1310.1	1319.2
60°	1596.8	1561.6	1518.0	1469.3	1430.8	1404.9	1413.0	1421.1
62.5°	1683.7	1697.4	1660.4	1604.0	1554.6	1521.4	1529.3	1537.8
65°	1641.7	1781.8	1814.7	1757.8	1689.3	1637.7	1634.5	1638.8
67.5°	1372.2	1644.4	1842.8	1897.1	1839.8	1768.2	1754.9	1761.3
70°	917.9	1256.9	1607.2	1867.9	1937.3	1909.5	1896.4	1900.4
72.5°	440.9	732.0	1090.4	1437.0	1648.1	1744.9	1776.0	1791.1
75°	161.2	290.6	525.5	791.9	956.0	1106.6	1205.0	1245.1
77.5°	97.3	117.3	167.9	252.7	286.2	320.4	307.2	313.7
80°	72.0	81.3	92.1	103.5	107.2	107.2	103.1	99.7
82.5°	50.5	56.5	61.7	67.9	69.6	66.4	54.6	43.5
85°	32.5	35.2	37.4	41.4	40.4	38.5	25.9	23.0
87.5°	14.9	17.0	17.8	19.6	18.8	18.0	12.8	10.7
90°	0.0	0.0	0.0	0.0	0.0	0.0	0.0	0.0

(END OF REPORT)